


HOME SALES SNAPSHOT FOR APRIL - JUNE
(CENTRAL WEST END)

This report provides a quick snapshot of real estate sales between the period of April 2025 to June 2025 for the Central West End Neighborhood



MEDIAN LISTING PRICE

\$349,900




MEDIAN DAYS ON MARKET

41

LIST PRICE PER SQ FT

\$124.47



NUMBER OF HOME SALES

85

HOMES SOLD ABOVE LISTING PRICE

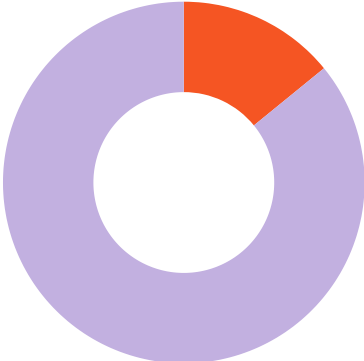
12

HOMES SOLD AT LISTING PRICE OR BELOW

73

Homes sold above price

14.1%



Homes sold at listing price or below

85.9%

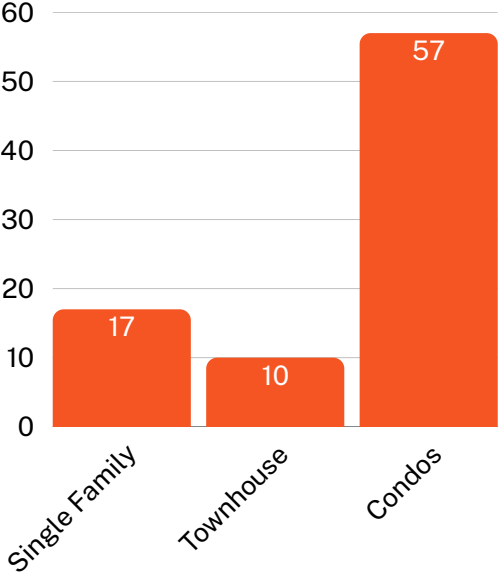
HOME SALES BREAKDOWN
(PRICE RANGE)


PRICE	PERCENTAGE
85K - 285K	33.7%
285K - 485K	36%
485K - 685K	19.8%
685K - 885K	4.7%
885K - 1.085M	1.2%
ABOVE 1.085M	4.7%

HOME SALES BREAKDOWN
(NUMBER OF BEDROOMS)

# OF ROOMS	PERCENTAGE
1 BEDROOM	16.7%
2 BEDROOMS	51.2%
3 BEDROOMS	19%
4 BEDROOMS	3.6%
5+ BEDROOMS	9.5%

HOME SALES BREAKDOWN
(HOME TYPE)





TOTAL NUMBER OF BUILDING PERMITS

87

TOTAL VALUE OF BUILDING PERMITS

\$24,464,654

NOTE: DOES NOT INCLUDE THE MEDICAL CENTER AND CORTEX DISTRICT