


HOME SALES SNAPSHOT FOR JULY -  
SEPTEMBER, 2025  
(DEBALIVIERE PLACE)

This report provides a quick snapshot of real estate sales and building permit activity in the Debaliviere Place neighborhood between the period of July 2025 to September 2025



MEDIAN LISTING  
PRICE

\$210,000




MEDIAN DAYS ON  
MARKET

69.00

AVERAGE SALES  
PRICE PER SQ FT

\$171.00



NUMBER OF HOME SALES

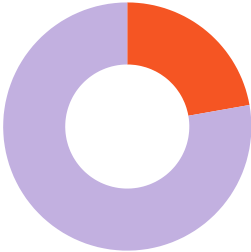
9

HOMES SOLD BELOW LISTING PRICE

2

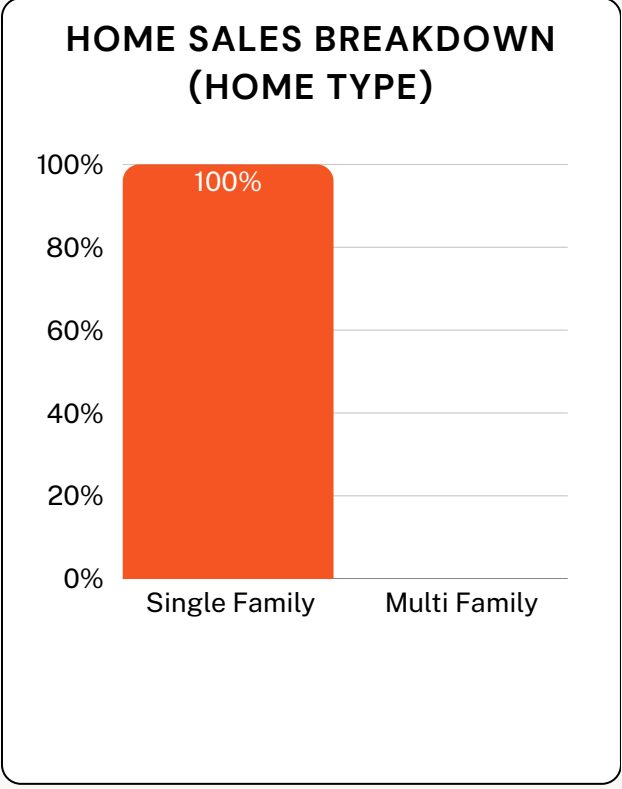
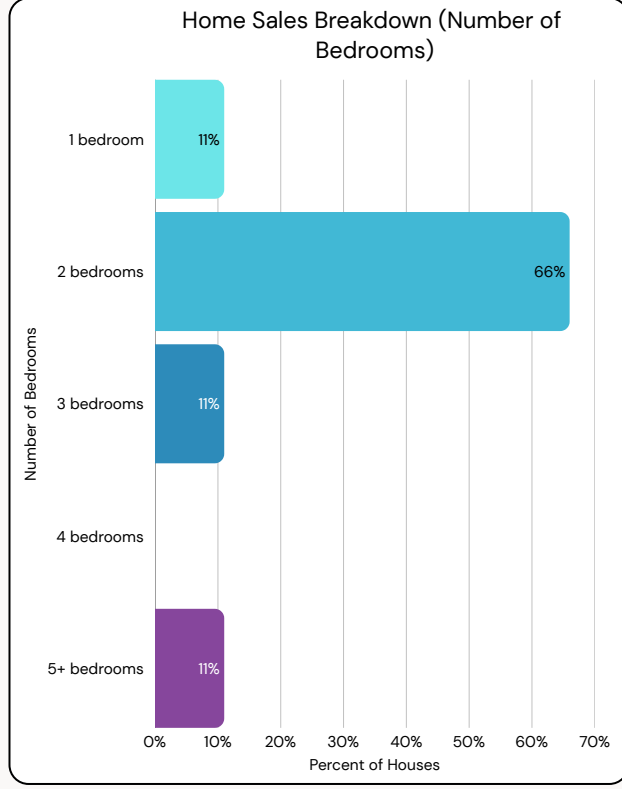
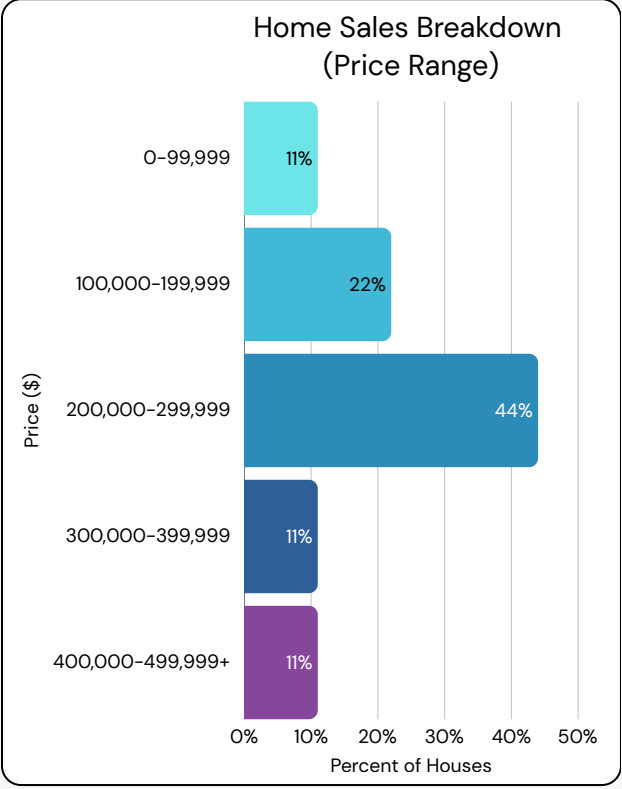
HOMES SOLD AT OR ABOVE LISTING PRICE

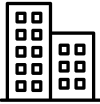
7



Homes sold below listing price  
22.2%

Homes sold at listing price or above  
77.8%





TOTAL NUMBER OF ISSUED  
BUILDING PERMITS

85

TOTAL VALUE OF ISSUED  
BUILDING PERMITS

\$32,507,996